

Cedar Signs is a Canadian, family owned and operated sign manufacturer located in Cambridge, Ontario. For over 37 years we have been providing signage for municipal, road construction and industrial resale markets. Our signs are manufactured using a variety of substrates including aluminum, galvanized steel, wood, and plastics. We always strive to provide you with:

- ~ Quality products & materials
- ~ Prompt, courteous service and delivery times
- ~ 100% customer satisfaction



All of our signs are produced in house, and manufactured to Ministry of Transportation specifications using 3M Reflective Sheeting, Inks, and Vinyls. Our signs will stand up to UV, sunlight, and the rugged and demanding Canadian weather conditions.



This catalogue details all ministry required signage, as well as other popular signs, sign posts, mounting hardware, and accessories. We can help with all your signage requirements including custom signs. Please call us if you don't see what you need. We are ready to address your needs by phone at 519-740-0376 or toll free 1-888-854-3720. You can also reach us by email at sales@cedarsignsinc.com



When you call us during business hours your call will be answered by an actual person, not a machine.

We look forward to working with you now and in the future!



Peter Rivers
President



3M
Certified Digital Fabricator



TABLE OF CONTENTS

	REGULATORY SIGNS	1-7
	WARNING SIGNS	8-13
	TEMPORARY CONDITION SIGNS	14-17
	INFORMATION SIGNS	18-20
	RECREATIONAL SIGNS	21-23
	SAFETY SIGNS	24-28
	PROPERTY SIGNS	29-30
	MOUNTING HARDWARE	31-36
	SIGN POSTS	37-40
	DELINEATORS	41-44
	TRAFFIC CALMING	45-46
	ITS SOLUTIONS	47-48
	TRAFFIC CONTROL	49-62
	COROPLAST SIGNS	63



RA1

60x60cm, 75x75cm,
90x90cm, 120x120cm



RA1T

30x15cm, 60x30cm



RA2

75x75cm, 90x90cm



RA2T

45x22.5cm, 60x30cm



RA4

60x75cm



RA4T

60x45cm



RA5R

60x75cm



RA5L

60x75cm



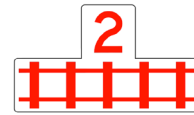
RA6

30x45cm



RA6*

120x120cm
*M.U.T.C.D.C



RA6S

70x40cm



RA7

30x45cm



RA7*

75x75cm
*M.U.T.C.D.C



RA8

30x45cm



RA9

30x30cm



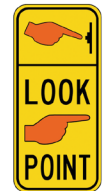
RA9A

30x45cm



RA10

60x75cm



RA11

17.5x37.5cm



RA12

13x20cm



RA13

45x60cm



RA14L

13x20cm



RA14R

13x20cm



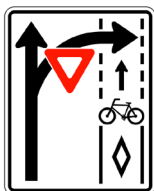
RA16

30x60cm



RA17

45x75cm



RA18

60x75cm



RA19

60x75cm



RB1

60x75cm



RB1A

60x90cm, 90x135cm



RB2

60x90cm



RB3

60x110cm, 90x165cm



RB4

60x75cm



RB5

60x75cm



RB5A

60x90cm, 90x150cm



RB7T

60x20cm, 90x30cm



RB84T

60x20cm, 90x30cm



RB85T

60x20cm, 90x30cm



RB103T

60x20cm



RB10T

60x30cm



RB17T

60x30cm



RB6

60x90cm
Diamond Grade
Yellow/Green



RB6A

60x140cm
Diamond Grade
Yellow/Green



RB6B

90x210cm
Diamond Grade
Yellow/Green



RB123

60x155cm
Diamond Grade
Yellow/Green



RB124

60x170cm
Diamond Grade
Yellow/Green



RB116

60x30cm, 90x45cm



RB116A

60x45cm



RB116B

60x60cm



RB10

60x60cm



RB10A

60x90cm



RB11

60x60cm



RB11A

60x90cm



RB12

60x60cm



RB12A

60x90cm



RB13

60x60cm



RB14

60x60cm



RB15

60x60cm



RB15A

60x60cm



RB16

60x60cm



RB16A

60x60cm



RB16T

60x45cm



RB19

60x60cm, 90x90cm



RB19T

60x30cm, 90x45cm



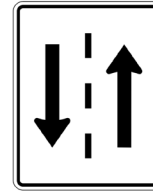
RB20

60x120cm



RB21

90x30cm, 180x60cm




RB24

60x75cm, 60x90cm,
90x120cm



RB25R

60x75cm, 60x90cm,
90x120cm



RB25L

60x75cm, 60x90cm,
90x120cm



RB27

60x75cm, 90x120cm



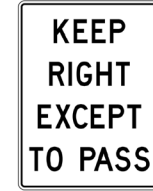
RB30

90x120cm



RB31

60x60cm



RB33

90x120cm



RB34

90x120cm



RB35

60x60cm




RB35T

60x30cm



RB36

90x150cm



RB37 & RB37T

240x120cm &
240x30cm



RB39

90x150cm



RB39A

90x150cm



RB40

90x150cm



RB40A

90x150cm




RB41

60x60cm, 75x75cm,
90x90cm



RB41T

60x30cm



RB42

60x60cm, 75x75cm,
90x90cm




RB42T

60x30cm




RB43

60x60cm, 75x75cm,
90x90cm




RB44

60x60cm, 75x75cm,
90x90cm



RB45

60x60cm, 75x75cm,
90x90cm




RB46

60x60cm, 75x75cm,
90x90cm



RB47

60x60cm, 75x75cm,
90x90cm



RB48

90x90cm



RB48A

90x150cm



RB51

30x30cm, 60x60cm



RB51A

30x30cm, 60x60cm



RB55

30x30cm, 60x60cm



RB55A

30x30cm, 60x60cm



RB56

30x45cm, 60x90cm



RB53

30x45cm, 60x90cm



RB52

30x45cm



RB52

30x45cm



RB57

30x45cm, 60x90cm



RB58

60x90cm



RB122A

30x45cm



RB122B

30x45cm



SFR16

30x45cm



SFR21

30x45cm



RB54

30x30cm, 60x60cm



RB54A

30x45cm, 60x90cm



RB60

60x60cm




RB61

60x60cm, 90x90cm




RB61T

60x45cm, 90x60cm



RB61TL

60x45cm, 90x60cm



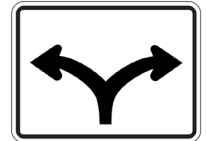
RB61TR

60x45cm, 90x60cm



RB61TLR

60x45cm, 90x60cm



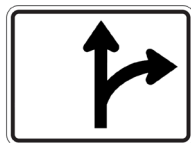
RB61LR

60x45cm, 90x60cm



RB61TL

60x45cm, 90x60cm



RB61TR

60x45cm, 90x60cm



RB62

60x60cm



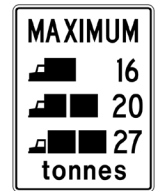
RB62A

60x75cm



RB63

60x75cm, 60x90cm



RB63A

90x120cm



RB63B
60x60cm



RB64
60x60cm



RB65
60x60cm



RB66
60x60cm



RB66T
60x30cm



M204
60x30cm



RB67
60x60cm



RB68
60x60cm



RB69
60x60cm



RB70
30x30cm



RB71
30x45cm




RB72A
30x45cm



RB72B
30x45cm



RB73
30x45cm



RB76
60x60cm



RB76TA
60x30cm



RB76TB
60x30cm



RB77
60x60cm



RB78
60x90cm



RB79R
60x90cm



RB79L
60x90cm



RB80
60x75cm



RB81
45x60cm



RB82
60x60cm



RB82T
60x30cm



RB83
60x60cm



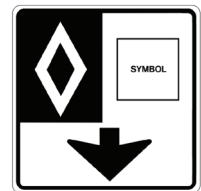
RB83T
60x45cm




RB84
60x60cm, 90x90cm



RB84A
60x60cm, 90x90cm




RB85
90x90cm




RB85A

90x90cm



RB86

90x120cm



RB86A

90x120cm



RB87

90x150cm



RB87A

90x150cm




RB88

60x90cm



RB89

30x45cm, 45x60cm



RB90*

60x75cm
*M.U.T.C.D.C




RB90A

60x90cm



RB90B

60x90cm



RB91*

60x75cm
*M.U.T.C.D.C



RB91

90x120cm



RB92*

60x75cm
*M.U.T.C.D.C



RB92

90x120cm



RB93

30x45cm



RB93T

30x15cm



RB94

30x60cm



RB95

30x75cm



RB130

30x45cm



RB96

240x120cm



RB98

90x120cm



RB99

90x120cm



RB100

90x180cm



RB101

30x45cm



RB102

13x20cm



RB104

30x45cm



RB113

60x75cm




RB114

60x60cm



RB115

60x60cm



RB134

60x120cm



RC1
45x60cm



RC2
45x60cm



RC3
45x60cm



RC4
60x60cm



RC4A
60x90cm



RC4T
60x30cm



RC4L
60x75cm



RC4R
60x75cm



RC6
75x75cm



RC9
60x90cm



RC10
60x60cm



RC11
75x45cm



RC12
60x60cm



RC13
60x60cm



RC13T
60x20cm



SFR26
30x30cm



SFR27
30x45cm



SFR28
60x75cm



G512
45x60cm, 60x90cm



G26A
45x60cm, 60x90cm



G26B
45x60cm, 60x90cm



FF1
60x90cm



FF2
45x60cm



ERC1
120x90cm



ERC2
120x90cm



ASE 398-19
60x75cm



ASE 398-19A
60x75cm



WA1L

60x60cm, 75x75cm



WA1R

60x60cm, 75x75cm



WA2L

60x60cm, 75x75cm



WA2R

60x60cm, 75x75cm



WA3L

60x60cm, 75x75cm



WA3R

60x60cm, 75x75cm



WA4L

60x60cm, 75x75cm



WA4R

60x60cm, 75x75cm



WA5L

60x60cm, 75x75cm



WA5R

60x60cm, 75x75cm



WA6L

60x60cm, 75x75cm



WA6R

60x60cm, 75x75cm



WA6T

60x30cm



WA7T

45x45cm



WA8

75x75cm, 90x90cm



WA8L

90x90cm, 120x120cm



WA8R

90x90cm, 120x120cm



WA8LR

90x90cm, 120x120cm



WA9

45x60cm, 60x75cm



WA11

60x60cm



WA11A

60x60cm, 75x75cm



WA12

60x60cm



WA12A

60x60cm, 75x75cm



WA13R

60x60cm



WA13L

60x60cm



WA13AR

60x60cm, 75x75cm



WA13AL

60x60cm, 75x75cm



WA14

60x60cm



WA15

60x60cm



WA15A

60x60cm, 75x75cm

WARNING SIGNS



WA16
75x75cm, 90x90cm,
120x120cm



WA17
60x60cm



WA18T
60x30cm, 90x45cm



WA19
90x90cm



WA19T
75x45cm



WA21
75x75cm, 90x90cm



WA21T
75x45cm



WA22
60x60cm



WA22A
60x60cm



WA22T
45x22.5cm



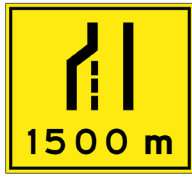
WA23T
60x30cm, 90x45cm




WA23L
75x75cm, 90x90cm



WA23R
75x75cm, 90x90cm



WA1123L
270x300cm



WA1123R
270x300cm



WA23LT
60x60cm



WA23RT
60x60cm



WA24
75x75cm, 90x90cm



WA24A
90x90cm



WA24T
60x45cm



WA25
75x75cm, 90x90cm



WA25T
60x30cm, 90x45cm



WA26
60x60cm, 90x90cm



WA27
90x60cm



WA28
75x75cm, 90x90cm



WA28T
60x30cm



WA29
60x60cm



WA30
90x90cm



WA30T
75x45cm



WA30A
90x90cm



WA31

45x45cm



WA32

60x90cm, 90x120cm,
150x210cm



WA32A

60x75cm, 90x120cm



WA32T

60x20cm, 90x30cm



WA33L

30x90cm



WA33R

30x90cm



WA33LR

45x90cm



WA34

75x75cm



WA34T

60x60cm



WA35

75x75cm



WA35T

60x60cm



WA39

75x75cm, 90x90cm



WA40

75x75cm



WA50L

90x120cm



WA50R

90x120cm



WA51L

120x150cm



WA51R

120x150cm



WA52L

120x120cm



WA52R

120x120cm



WA53L

150x120cm



WA53R

150x120cm



WA54L

150x120cm



WA54R

150x120cm



WA56R

90x90cm, 120x120cm



WA57L

90x120cm, 120x150cm



WA57R

90x120cm, 120x150cm



WA58L

90x120cm, 120x150cm



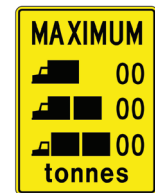
WA58R

90x120cm, 120x150cm



WA63

60x75cm



WA63A

90x120cm

WARNING SIGNS



WA70T
60x30cm



WA72
75x75cm



WA73
90x60cm



WA74
45x45cm



WA74T
45x22.5cm



WA75
75x75cm, 90x90cm



WA76
90x90cm, 120x120cm




WA76T
90x45cm, 120x60cm



WA77
90x90cm



WA77T
90x45cm



WB1
75x75cm, 90x90cm,
120x120cm



WB1A
75x75cm, 90x90cm



WB2
60x60cm, 75x75cm,
120x120cm



WB2AT
120x75cm



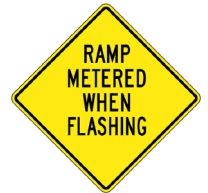
WB3
90x90cm
Diamond Grade
Yellow/Green



WB4
75x75cm, 90x90cm



WB6
60x60cm



WB7
75x75cm



WB10*
60x60cm
*M.U.T.C.D.C



WC1
60x60cm, 80x80cm
Diamond Grade
Yellow/Green



WC2
60x90cm, 90x120cm
Diamond Grade
Yellow/Green



WC2T
60x45cm, 90x45cm
Diamond Grade
Yellow/Green



WC2A
60x90cm, 90x120cm
Diamond Grade
Yellow/Green



WC2AT
60x45cm, 90x45cm
Diamond Grade
Yellow/Green



WC3
75x75cm



WC4
75x75cm, 120x120cm



WC4B
75x75cm, 120x120cm



WC5
75x75cm, 90x90cm



WC5T
60x30cm



WC6L
75x75cm



WC6R

75x75cm



WC6T

60x30cm



WC7

75x75cm



WC7T

60x30cm



WC8L

75x75cm, 90x90cm



WC8R

75x75cm, 90x90cm



WC8T

60x30cm



WC9

60x60cm



WC10L

75x75cm



WC10R

75x75cm



WC11

60x60cm, 90x90cm



WC12

60x60cm, 90x90cm



WC12T

60x30cm



WC13

90x90cm



WC14

60x60cm



WC15

60x60cm



WC17

90x90cm



WC18

60x60cm



WC18T

60x30cm



WC19

60x60cm



WC19T

60x30cm



WC20

90x40cm, 180x60cm



WC21

75x75cm



WC21T

60x30cm



WC22

60x60cm



WC23

60x60cm



WC24

60x60cm



WC24T

60x30cm



WC25L

75x75cm



WC25R

75x75cm

WARNING SIGNS



WC25T
60x30cm



WC26
75x75cm



WC26T
60x30cm



WC27L
60x60cm



WC27R
60x60cm



WC28
45x60cm



WC29
90x60cm



WC30
75x75cm, 90x90cm



WC30TA
60x30cm, 90x45cm



WC30TB
60x30cm, 90x45cm



WC32
75x75cm



WC32T
60x30cm



WC34
60x90cm



WC36
75x30cm



WC37R
60x60cm



WC37L
60x60cm



WC40
60x60cm



WC40T
60x30cm



WC43*
60x60cm
*M.U.T.C.D.C



WC44T*
60x30cm
*M.U.T.C.D.C



CW1
60x60cm



CW2
60x60cm



CW3
60x60cm



CR1
60x60cm



CR2
60x60cm



CR3
60x60cm



CR4
60x60cm



TC1
90x90cm, 120x120cm



TC1A
90x90cm, 120x120cm



TC1B
90x90cm, 120x120cm



TC2B
90x90cm



TC2A
90x90cm



TC21
90x90cm



TC3L
90x90cm



TC3R
90x90cm



TC3LT
60x60cm



TC3RT
60x60cm



TC3CT
60x60cm



TC3TA
60x30cm, 90x45cm



TC4
90x90cm, 120x120cm



TC5
90x90cm, 120x120cm,
180x180cm



TC5A
90x90cm, 120x120cm,
180x180cm



TC5B
90x90cm, 120x120cm,
180x180cm



TC7
120x120cm, 210x210cm



TC7TA
120x30cm, 210x25cm



TC7TB
120x30cm, 210x25cm



TC10
120x60cm, 240x120cm



TC9L
75x75cm, 90x90cm



TC9R
75x75cm, 90x90cm



TC9L(2)
90x90cm, 120x120cm



TC9R(2)
90x90cm, 120x120cm



TC9L(3)
120x120cm



TC9R(3)
120x120cm



TC10T
45x45cm, 60x60cm



TC10ALT
45x30cm, 60x45cm



TC10ART
45x30cm, 60x45cm



TC10ALrT
45x30cm, 60x45cm



TC10BLT
45x30cm, 60x45cm

TEMPORARY CONDITION SIGNS



TC10BRT

45x30cm, 60x45cm



TC10BRt

45x30cm, 60x45cm



TC10CT

45x30cm, 60x45cm



TC10CrT

45x30cm, 60x45cm



TC10DT

45x30cm, 60x45cm



TC10ELT

45x30cm, 60x45cm



TC10ERT

45x30cm, 60x45cm



TC10FLT

45x30cm, 60x45cm



TC10FRT

45x30cm, 60x45cm



TC11

90x90cm



TC11T

75x45cm



TC11TA

60x30cm, 90x45cm



TC13

90x90cm



TC14

60x60cm



TC15

60x60cm



TC16AL

60x60cm, 75x75cm



TC16AR

60x60cm, 75x75cm



TC16BL

60x60cm, 75x75cm



TC16BR

60x60cm, 75x75cm



TC16CL

60x60cm, 75x75cm



TC16CR

60x60cm, 75x75cm



TC16DL

60x60cm, 75x75cm



TC16DR

60x60cm, 75x75cm



TC16EL

60x60cm, 75x75cm



TC16ER

60x60cm, 75x75cm



TC16EL(2)

75x75cm, 90x90cm



TC16ER(2)

75x75cm, 90x90cm



TC16EL(3)

90x90cm, 120x120cm



TC16ER(3)

90x90cm, 120x120cm



TC17T

45x45cm



TC18

45x60cm, 60x75cm



TC19

90x90cm



TC19T

75x45cm



TC20

75x75cm, 90x90cm



TC20AT

75x45cm, 90x60cm



TC22

45x45cm with 5ft handle



TC23

60x60cm, 75x75cm



TC23A

60x60cm, 75x75cm



TC23AT

75x45cm



TC24

75x75cm, 90x90cm



TC25L

60x90cm



TC25R

60x90cm



TC27

150x75cm



TC31L

90x90cm



TC31R

90x90cm



TC32

90x90cm



TC32T

90x60cm



TC33

240x90cm



TC33A

60x60cm, 90x90cm



TC33B

90x60cm



TC34

90x90cm



TC35

90x90cm



TC36

60x90cm



TC37

60x60cm



TC39

45x45cm



TC40L

45x45cm



TC40R

45x45cm



TC40T

45x30cm

TEMPORARY CONDITION SIGNS



TC41

45x45cm



TC41L

45x45cm



TC41R

45x45cm



TC101

60x60cm



TC101T

60x30cm



TC102

60x60cm



TC102T

60x30cm



TC42

45x45cm



TC43*

45x45cm

*OTM Book 7



TC43*

45x45cm

*OTM Book 18



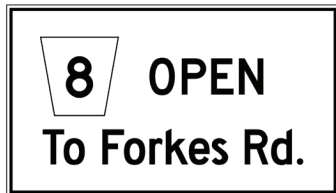
TC44

90x60cm



TC45

90x60cm



TC61

210x120cm



TC62

240x120cm



TC65

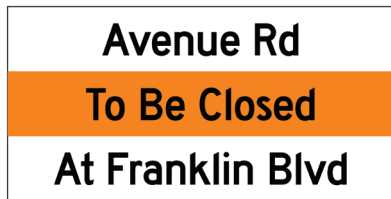
120x120cm



TC90*

60x60cm, 90x90cm

*available in ENG or FR



TC64

240x120cm




TC64T

240x30cm



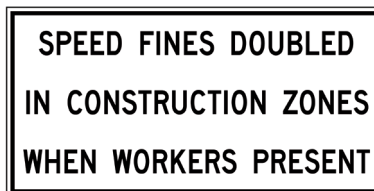
TC66

210x120cm



TC67

240x120cm



TC90*

240x120cm

*available in ENG or FR



G304

Vertical Dimension 30cm



G305

Vertical Dimension 60cm



G306

Vertical Dimension 90cm



G301

Vertical Dimension 90cm



G307

90x30cm, 120x30cm, 150x30cm



M111

45x60cm



M511

45x45cm



Roundabout Map

Variable Sizes



Roundabout Flags

Variable Sizes & Design Options



Fishhook Signs

Variable Sizes



RB121

Variable Sizes



WA38

Variable Sizes



WA39

75x75cm, 90x90cm



ROB1

45x60cm




RA7*

75x75cm
*M.U.T.C.D.C



M208

45x30cm



M301

45x30cm



M301A

45x30cm



M300L

45x30cm



M300R

45x30cm



M302

45x30cm



M309

45x30cm



M305

45x30cm



M312

45x30cm



M204

45x30cm



R10-18*

240x120cm
*M.U.T.C.D.C



M759

45x45cm, 60x60cm



M705

45x45cm, 60x60cm



M407

45x45cm, 60x60cm



M406

45x45cm, 60x60cm



M401

45x45cm, 60x60cm



M210

45x30cm



M211

45x30cm



M403

45x45cm, 60x60cm



M404

45x45cm, 60x60cm



G600

60x60cm



G601

60x30cm



G602

60x30cm



G601 Hinged Tab

60x60cm



ID32

60x45cm



ID32S

60x22.5cm



M507

60x60cm



S529

45x45cm

S11

75x75cm

S301

90x90cm



M100

45.7x72.7cm



M104

45x45cm



M110

45x45cm



DWPI

60x60cm



G705

45x30cm



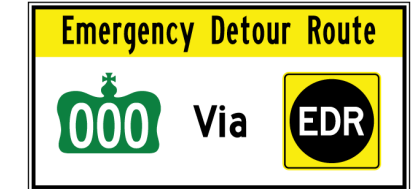
G706

45x30cm



G707

45x60cm



G703

240x120cm


Street Name Signs

Cedar Signs offers a variety of options and styles of street name signs to meet your needs. Made from extruded aluminum, on either 6 1/4" 8" or 9". You can customize your background colour, text setup and colour, border style, and more. Choose from Engineering Grade Prismatic or High Intensity Prismatic sheeting. Just tell us the street name desired and we will lay it out on the appropriate length blade.

We can also provide sign blanks with or without reflective sheeting, die-cut reflective numbers, letters, arrows and poppies.

Heritage Street Name Signs

Below are just some examples of the many Heritage street name signs that can be designed on 1/4" or 1/8" flat aluminum. There are many customizable options available, or work with us to design your own.



Rural Property Blade Post
Product #4640



"911" Property Blades
(side mount)
5"x12" or 5"x18"
6"x12" or 6"x18"
Custom Sizes Available



"911" Property Blades
(top mount)
12"x5"
12"x6"
Custom Sizes Available




7' Mini U-Channel Post
Product #4435





RS7
60x60cm




RS16
60x60cm



RS26
60x60cm



RS29
60x60cm



RS31
60x60cm



RS32
60x60cm



RS39
60x60cm



RS46
60x60cm



RS53
60x60cm



RS56
60x60cm

To see a full list of park sign options, check our online catalogue at www.cedarsignsinc.com



C1
30x30cm



C2
30x30cm




C3
30x30cm



C4
30x30cm



C5
30x30cm



C6
30x30cm



C7
30x30cm



C8
30x30cm



C9
30x30cm



C10
30x30cm



C11
30x30cm



C12
30x30cm



C13
30x30cm



C14
30x30cm



C15
30x30cm



C16
30x30cm



C17
30x30cm



C18
30x30cm



C19

30x30cm



C20

30x30cm



C21

30x30cm



C22

30x30cm



C23

30x30cm



C24

30x30cm



C25

30x30cm



C26

30x30cm



C27

30x30cm



C28

30x30cm



C29

30x30cm



C30

30x30cm



C31

30x30cm



C32

30x30cm



C33

45x60cm



C34A

30x30cm

C34B

20x20cm



C35

15x30cm



C36

15x30cm



SP1

30x30cm



SP2

30x30cm



SP3

30x30cm



SP4

20x15cm



SG1

30x30cm



SG2

30x30cm



SC3

30x30cm



R1

30x30cm



R2

30x30cm



R3

30x30cm



R4

30x30cm



R5

20x30cm

RECREATIONAL SIGNS



R5
20x30cm



R6
20x30cm



R7
20x30cm



R8
60x20cm



R9
60x20cm



R10
45x30cm



R12
45x30cm



R13
30x30cm



R14
30x30cm



R15
30x30cm



R16
30x30cm



I1
30x30cm



I2
30x30cm



I3
30x30cm



I4
30x30cm



I5
30x30cm



I6
30x30cm



I7
30x30cm




I8
30x30cm



I15
30x30cm



I16
30x30cm



I17
30x30cm



I18
30x30cm



I19
30x15cm



I20
30x15cm



I21
30x15cm



I22
30x15cm



I23
30x15cm



I25
9 x 5in



I27
45x60cm



Danger
Flammable
Materials

D10

8x12in, 12x18in



Danger
Combustible
Materials

D11

8x12in, 12x18in



Danger
Oxidizing
Agent

D12

8x12in, 12x18in



Poisonous
and
Infectious
Materials

D13

8x12in, 12x18in



Danger
Toxic
Substances

D14

8x12in, 12x18in



Danger
Open
Hole

D15

8x12in, 12x18in



Danger
Chemical
Products

D16

8x12in, 12x18in



Danger
Burning
Hazard

D17

8x12in, 12x18in



Danger
Closed
Area

D18

8x12in, 12x18in



Danger
Cutting
Hazard

D19

8x12in, 12x18in



Danger
High
Voltage

D20

8x12in, 12x18in



Danger
of
Electrocution

D21

8x12in, 12x18in



Danger
Explosive

D22

8x12in, 12x18in



Danger
Dragging
Hazard

D23

8x12in, 12x18in



Danger
Falling
Ice

D24

8x12in, 12x18in



Danger
Falling
Snow

D25

8x12in, 12x18in



Danger
Splashing
Hazard

D26

8x12in, 12x18in



Danger
Risk of
Glare

D27

8x12in, 12x18in



Fire
Alarm
Box

E10

8x12in, 12x18in



Fire
Hose

E11

8x12in, 12x18in



Fire
Extinguisher

E12


8x12in, 12x18in



Fire
Cabinet

E14

8x12in, 12x18in



Emergency
Shower

E15

8x12in, 12x18in



Emergency
Shower and
Eye Wash

E16

8x12in, 12x18in



Eye Wash
Fountain

E17

8x12in, 12x18in



First Aid
Kit

E18

8x12in, 12x18in



Stretcher

E19

8x12in, 12x18in



Medical
Centre

E20

8x12in, 12x18in



First Aid
Station

E21

8x12in, 12x18in



Fire
Alarm

E22


8x12in, 12x18in



Emergency Phone

E23


8x12in, 12x18in



Men

G10

8x12in, 12x18in



Women

G11

8x12in, 12x18in



Men and Women

G12

8x12in, 12x18in



Access for the Disabled

G14


8x12in, 12x18in



Parking

G15

8x12in, 12x18in



Shower

G16

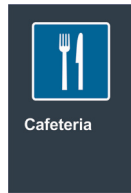
8x12in, 12x18in



Telephone

G17

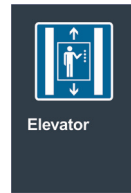
8x12in, 12x18in



Cafeteria

G18


8x12in, 12x18in



Elevator

G19

8x12in, 12x18in



Waste

G20

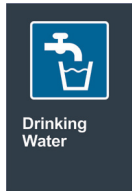
8x12in, 12x18in



Smoking Area

G21

8x12in, 12x18in



Drinking Water

G22

8x12in, 12x18in



Safety Footwear Mandatory

M10

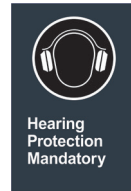
8x12in, 12x18in



Respirator Mandatory

M11


8x12in, 12x18in



Hearing Protection Mandatory

M12

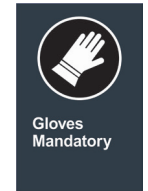
8x12in, 12x18in



Safety Glasses Mandatory

M13

8x12in, 12x18in



Gloves Mandatory

M14

8x12in, 12x18in



Safety Helmet Mandatory

M15

8x12in, 12x18in



Safety Helmet and Glasses Mandatory

M16


8x12in, 12x18in



Safety Glasses and Visor Mandatory

M17

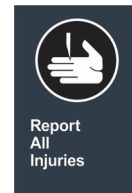
8x12in, 12x18in



Safety Visor Mandatory

M18

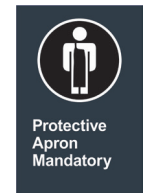
8x12in, 12x18in



Report All Injuries

M19

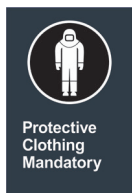
8x12in, 12x18in



Protective Apron Mandatory

M20

8x12in, 12x18in



Protective Clothing Mandatory

M21

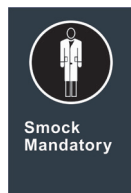
8x12in, 12x18in



Locking Policy Enforced

M22


8x12in, 12x18in



Smock Mandatory

M23

8x12in, 12x18in



Hair Protection Mandatory

M24

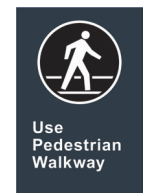
8x12in, 12x18in



Life Jacket Mandatory

M25

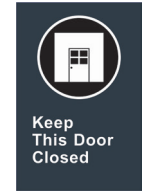
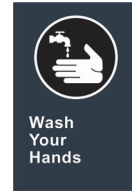
8x12in, 12x18in



Use Pedestrian Walkway

M26

8x12in, 12x18in



M28

8x12in, 12x18in

M29

8x12in, 12x18in

M30

8x12in, 12x18in

M31

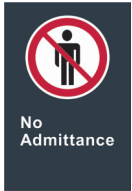
8x12in, 12x18in

M32

8x12in, 12x18in

M34

8x12in, 12x18in



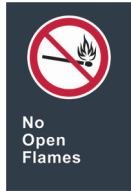
P10

8x12in, 12x18in



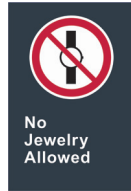
P11

8x12in, 12x18in



P12

8x12in, 12x18in



P13

8x12in, 12x18in



P14

8x12in, 12x18in



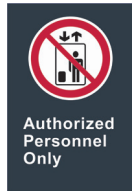
P15

8x12in, 12x18in



P16

8x12in, 12x18in



P17

8x12in, 12x18in



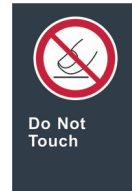
P18

8x12in, 12x18in



P19

8x12in, 12x18in



P20

8x12in, 12x18in



P21

8x12in, 12x18in



W10

8x12in, 12x18in



W11

8x12in, 12x18in



W12

8x12in, 12x18in



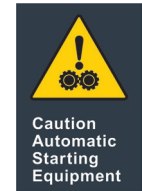
W13

8x12in, 12x18in



W14

8x12in, 12x18in



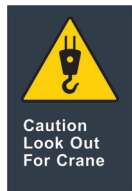
W15

8x12in, 12x18in



W16

8x12in, 12x18in



W17

8x12in, 12x18in



W18

8x12in, 12x18in



DS10

14x10in, 18x12in



DS11

14x10in, 18x12in



DS12

14x10in, 18x12in



DS13

14x10in, 18x12in



DS14

14x10in, 18x12in



DS15

14x10in, 18x12in



CS10

14x10in, 18x12in



CS11

14x10in, 18x12in



CS12

14x10in, 18x12in



CS13

14x10in, 18x12in



CS14

14x10in, 18x12in



CS15

14x10in, 18x12in



NS10

14x10in, 18x12in



NS11

14x10in, 18x12in



NS12

14x10in, 18x12in



NS13

14x10in, 18x12in



NS14

14x10in, 18x12in



NS15

14x10in, 18x12in



WS10

14x10in, 18x12in



WS11

14x10in, 18x12in



WS12

14x10in, 18x12in



WS13

14x10in, 18x12in



WS14

14x10in, 18x12in



WS15

14x10in, 18x12in



SS10

14x10in, 18x12in



SS11

14x10in, 18x12in



SS12

14x10in, 18x12in



SS13

14x10in, 18x12in



SS14

14x10in, 18x12in



SS15

14x10in, 18x12in



TS10

14x10in, 18x12in



TS11

14x10in, 18x12in



TS12

14x10in, 18x12in



TS13

14x10in, 18x12in



TS14

14x10in, 18x12in



TS15

14x10in, 18x12in



FS1
30x30cm



FS2
30x30cm



FS3
30x30cm



FS4
30x30cm



FS5
30x30cm



FS5
5x18in



FS9B
5x18in



FS9C
5x18in



FS9D
10x18in



FS10
7x10in



FS11
7x10in



FS12
7x10in



FS14
10x7in



FS15
10x7in



FS16
10x7in



FS17
10x7in



FS18
10x7in



NS101
30x30cm



NS108
6x6in



NS109
6x6in



NS303
Various Sizes



NS304
30x30cm



CCS11

30x45cm, 45x60cm



CCS12

30x45cm, 45x60cm



CCS15

30x45cm, 45x60cm



CCS31

30x45cm, 45x60cm



PS29

30x45cm, 45x60cm



CCS00

30x45cm, 45x60cm



CCS19

30x45cm, 45x60cm



CCS20

30x45cm, 45x60cm



CCS32

30x45cm, 45x60cm



PS16

30x45cm, 45x60cm



PS28

30x45cm, 45x60cm



PS00

30x45cm, 45x60cm



RB93

30x45cm



RB52

30x45cm



RB52

30x45cm



RB52

30x45cm



RB52

30x45cm



RB52

30x45cm



PPS10

30x30cm, 45x45cm



PPS13

30x30cm, 45x45cm



PPS14

30x30cm, 45x45cm



PPS15

30x30cm, 45x45cm



PPS18

30x30cm, 45x45cm



PPS00

30x30cm, 45x45cm



PPS25

30x30cm, 45x45cm



PPS28

30x30cm, 45x45cm



PPS29

30x30cm, 45x45cm



PPS30

30x30cm, 45x45cm



PPS32

30x30cm, 45x45cm



PPS01

30x30cm, 45x45cm



GCS27

45x30cm



SPI31

45x30cm



S409

45x30cm



S111

45x30cm



SPI33

45x30cm



SP00

45x30cm



PS34

45x30cm




PS39

45x30cm



PS40

30x45cm



PS41

30x45cm



PS42

45x30cm



MS23

30x45cm



MS10

30x45cm, 45x60cm



MS11

30x45cm, 45x60cm



MS12

30x45cm, 45x60cm



MS13

30x45cm, 45x60cm



MS14

30x45cm, 45x60cm



S73

30x45cm



CCS25

30x45cm, 45x60cm



PS31

30x45cm, 45x60cm



PS31

30x45cm, 45x60cm



PS33

30x45cm, 45x60cm



GCS1

30x45cm, 45x60cm



GCS2

30x45cm, 45x60cm



SPI05

45x30cm



Chevron Adjustable Bracket

Secures two Chevron WA9 to single post, adjustable to any angle. When properly mounted, signs are visible from both directions. Hardware included.

Product #4630



Round Post Sign Mounting Bracket

Secures sign to a 2 3/8" round post. Two required for most applications.


Product #4598



Bracket Add-On

Back-to-back add-on for #4598 round post bracket to allow mounting of second sign.

Product #4650



End Mount Bolt Through Sign Bracket

Backing design ideal for post mount to 2 3/8" round, 1 3/4" square, and all lamp standards. Can be mounted with strapping or bolt. Comes with stainless steel hardware.

Product #3041



L-Mount Bracket

Mounts sign out from a wall or post at an angle. Can be mounted with strapping or bolt.

Product #4631



End Mount T-Bracket

8x24in sign bracket, holds a sign which is minimum 24in wide. Mount on wall, concrete, wood, or any post with 3/4" strapping, bolts, lag screws or spikes. Hardware not included.

Product #3043



Strap-on End Mount Sign Bracket

Sign to post installation, mounts to 2 3/8" round post, 2" square, and all lamp standards. 6" sign holder, 4 3/4" sign hole centres. Sold as a set of two, comes with hardware.

Product #3042



Round Post Cap

To cover the top of a round post.

Product #4632



Allen Wrench Tool

Works with standard set screws having a 5/32" Allen head. Also works with #4620 vandal-resistant set screws and #4621 button head vandal-resistant bolt.


Product #2000



Vandal-Resistant Set Screw with Centre Pin

5/16" x 3/8" zinc-plated steel standard cup point with a 5/32" Allen head. Requires a #2000 installation tool.

Product #4620



T-Handle Allen Wrench Tool

Works with standard set screws having a 5/32" Allen head. Also works with #4620 vandal-resistant set screws and #4621 button head vandal-resistant bolt.

Product #2001



Vandal-Resistant Button Head Bolt with Centre Pin

5/16" x 3/4" zinc-plated steel standard cup point with a 5/32" Allen head. Requires a #2000 installation tool.

Product #4621



Zinc Plated Carriage Bolt

Product #2996 - 3/8x2in

Product #2997 - 3/8x2 1/2in

Stainless Steel Carriage Bolt

Product #2998 - 3/8x2in



Vandal-Resistant Breakaway Nut

Requires a standard wrench for installation. When nut is tight, keep twisting firmly to break off hex head.

Product #4615 - 5/16 - 18in

Product #4618 - 3/8 - 16in



Square Post Vandal Guard Drive Rivet

Attaches sign to square post. Uses a standard hammer for installation. Comes with flat nylon washer.

Product #4881



Tri-Groove Nut

Removable vandal-resistant nut that requires #4647 Tri-Groove Installation Tool

Product #4644 - 5/16 - 18in

Product #4643 - 3/8 - 16in



Tri-Groove Nut Installation Tool

Used for installation of #4643 and #4644 Tri-Groove Nut

Product #4647



End Mount Bracket

Secures flat or extruded blades. Must be drilled with a 3/8" hole. Mount on wall, concrete, wood, or any post with 3/4" strapping, bolts, lag screws or spikes. Hardware not included.

Product #1502 - 6in blade

Product #1503 - 8in blade



Round Post Street Blade Bracket

2 3/8" round post cap for flat or extruded blade. Includes 6 each #4620 vandal-resistant set screws. Also fits 2" square posts.

Product #4612



U-Channel Bracket for Extruded Blade

Bolts to U-Channel post for extruded street blade. Includes 2 each #4620 vandal-resistant set screws.

Product #4610



Square Post Bracket

Post cap for flat or extruded blade. Fits on either 1 3/4" square, or 1 7/8" round posts. Includes 6 each #4620 vandal-resistant set screws.

Product #4641



Square Post Cap

4x4in wood post cap for extruded blade. Includes 4 each #4620 vandal-resistant set screw.

Product #4617



Square Post Cap

4x4in wood post cap with open sides for extruded blade. Includes 4 each #4620 vandal-resistant set screw.

Product #4648



Cross Mounting Bracket

90-degree cross separator for flat or extruded blade. Includes 4 each #4620 vandal-resistant set screw.


Product #4611



Cross Mounting Bracket Adjustable

Swiveling cross separator for flat or extruded blade. Includes 4 each #4620 vandal-resistant set screw.

Product #4613

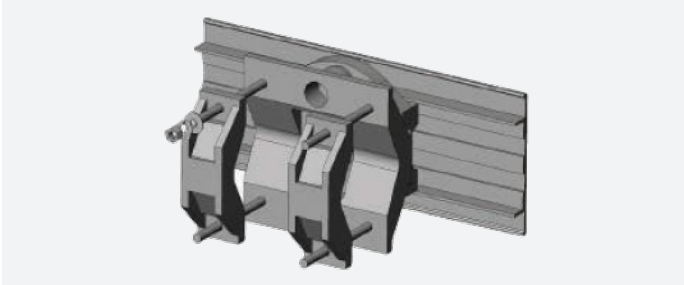


Metro Wing Bracket

Secures flat or extruded blades. Mount on wall, or any post with 3/4" strapping, bolts, lag screws or spikes. Includes 2 each #4620 vandal-resistant set screws.

Product #4625 - 14.5in

Product #4649 - 24in



Versa Bracket

Mast arm bracket for oversized street blades. Simple slide installation. Comes with stainless steel hardware.

Product #37243 - 24in


Product #37244 - 36in

Product #37245 - 48in

Product #37246 - 60in

Product #37247 - 72in

Product #37248 - 96in



Mast Arm Bracket

Secures most standard sized signs to mast arm brackets. Installed vertically to support signs. Comes with stainless steel hardware.

Product #37238 - 12in

Product #37239 - 18in

Product #37240 - 24in

Product #38139 - 29in

Product #37241 - 36in


Product #37242 - 48in



Mast arm bracket mounts road signs to overhead arms.



Versa bracket mounts oversized street name blades.



Stainless Steel Banding Roll 100ft per box

Used with steel buckles and a clamping tool, these rolls are made from high quality .03 stainless steel.

Product #3005 - 1/2"

Product #3010 - 5/8"

Product #3007 - 3/4"



Pre-Fabricated Stainless Steel Bucklestraps

Cut to one size with a permanently attached buckle on one end. Allows for quick installation and minimal tools.

Product #3040 - 1/2" x 34"

Product #3090 - 5/8" x 34"


Product #3091 - 5/8" x 58"



Flared Leg Bracket

The flared design provides a secure fit that locks each leg in place on round poles or mast arms of almost every diameter. Comes with hardware.

Product #3004



Straight Leg Bracket

Straight leg bracket design should be used when mounting to a flat surface or to straddle the shape of fluted poles. Comes with hardware.

Product #3003



Stainless Steel Banding Buckles 100 per box

Used with steel banding and a clamping tool, these buckles are made from high quality .03 stainless steel.

Product #3006 - 1/2"

Product #3011 - 5/8"

Product #3008 - 3/4"




Heavy Duty Banding Tool

For proper tensioning of banding on installation. Can be used with band widths starting at 1/2" and up to 3/4".

Product #3009





Square Post Sign Mounting Hardware Kit

For installing signs to square posts. Can also be used to splice two posts together. Two kits are required in most instances.

Product #4634 - 3/8 x 2 1/2"



Square Post Corner Bolt and Nut

Used when splicing together two square posts. Only one bolt is required in most instances.

Product #4636 - up to 2" post
Product #40178 - 2" to 2.5" post



U-Channel Post Sign Mounting Hardware Kit

For installing signs to u-channel posts. Two kits are required in most instances.

Product #4600



U-Channel Post Spacer Galvanized Steel

Spacer for mounting signs to u-channel posts. Supports sign from behind to prevent flexing.

Product #4597



U-Channel Post Spacer Cast Aluminum

Spacer for mounting signs to u-channel posts. Supports sign from behind to prevent flexing.

Product #4599



U-Channel Post Splicing Hardware Kit

Used when splicing together two u-channel posts. Two kits are required in most instances.


Product #4616 - 3/8 x 3.5"



Flat Nylon Washer

Measures 3/8" (ID) x 1" (OD)

Product #4645



Chain Link Fence Sign Mounting Clip

Grooves sit in the links of a chain link fence, and bolt holds sign in place. Two or more are required in most instances.

Product #4654

Square Delineator / 911 Posts

Standard 1" x 1" x 7ft sign post with flat bearing surface for delineator markers and 911 emergency address signs. Comes with two 1/4" rivet holes at 3 1/2" inches apart.

Product #4609



911 Property Blades Side Mount

5x12in or 5x18in
6x12in or 6x18in

Custom Sizes Available



Post Cap for 1x1x7

Plastic cap that can be inserted in top of 1" x 1" x 7ft square post to keep out water.

Product #37148



2 3/8" Round Posts

Hot dipped .100 wall galvanized pipe. Available in custom lengths as well as the standard sizes listed below.

Product #4629 - 10ft post

Product #4626 - 12ft post



Round Post Sign Mounting Bracket

Secures sign to a 2 3/8" round post. Two required for most applications.

Product #4598



Bracket Add-On

Back-to-back add-on for #4598 round post bracket to allow mounting of second sign.

Product #4650






Portable Sign Post with Concrete Base

U-channel post embedded in concrete base for sturdy but still portable signage. Sign and hardware not included. Actual height for 5ft unit is 63in, and actual height for 8ft unit is 99in.

- Product #4628** - 5ft 140lb
- Product #4639** - 8ft 240lb



Rural Property Blade Post

Step stake design makes for easy installation. Height of sign from ground level is 60in.


Product #4640



U-Channel Bolt Down Anchor Base

Used to easily mount u-channel posts with no digging required. Base is 6x8in and 12in high.

Product #4499



911 Property Blades Top Mount

- 5x12in or 5x16in
- 6x12in or 6x16in

Custom Sizes Available



Square Post Bolt Down Anchor Base

Allows for easy installation where soil mounting is not available. Fits with 1 3/4" post. Base is 6x6in and 6in high.

- Product #4635** - standard
- Product #39260** - 45° mount



Wood 4x4in Bolt Down Anchor Base

For easy install of 4x4in wood posts with no digging required. Base is 8x8in and 5in high.

Product #40025



Manual Post Driver

36in 30lb post driver, will accommodate up to 3in post.

Product #4633



Drive Cap for 2" Square Anchor

This 2" square anchor drive cap measures 5-1/4" in length with a 3-1/4" diameter and weighs 9 lbs, making it a durable solution for heavy-duty anchoring applications.

Product #42616

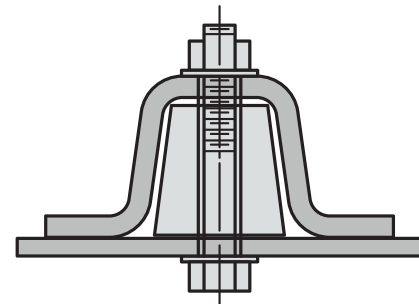


U-Channel Posts

Our flanged u-channel posts are manufactured from high quality, high tensile steel with a hot dipped finish. They are designed to provide years of maintenance free service.

- Mounting holes are 3/8" diameter on 2" centres beginning 1/2" from top of post
- Tapered end easily drives into ground
- 8 gauge cold formed post

Product Code	Size
Standard U-channel Posts	
4601	4ft post
4602	5ft post
4603	8ft post
4604	10ft post
4605	12ft post
Mini U-channel Posts	
4435	7ft galv



U-Channel Post Splicing Hardware Kit



Used when splicing together two u-channel posts. Two kits are required in most instances.

Product #4616 - 3/8 x 3.5"

U-Channel Post Sign Mounting Hardware Kit



For installing signs to u-channel posts. Two kits are required in most instances.

Product #4600

U-Channel Post Spacer Galvanized Steel



Spacer for mounting signs to u-channel posts. Supports sign from behind to prevent flexing.

Product #4597

U-Channel Post Spacer Cast Aluminum



Spacer for mounting signs to u-channel posts. Supports sign from behind to prevent flexing.

Product #4599

Square Posts

Consists of square, perforated, welded steel tubing. Perforations on all four sides allow you to mount signs back-to-back and on adjacent sides. These square posts can be spliced together to accommodate telescoping breakaway post installations, raising potential sign height, and providing reusability.



Product Code	Size
Full Length Square Posts	
4825	8ft x 1 3/4in
4831	10ft x 1 3/4in
4889	12ft x 1 3/4in
4886	12ft x 2in
Square Post Sleeves	
4832	3ft x 2in
4833	18in x 2 1/4in



Square Post Corner Bolt and Nut

Used when splicing together two square posts. Only one bolt is required in most instances.

Product #4636 - up to 2" post
Product #40178 - 2" to 2.5" post



Square Post Vandal Guard Drive Rivet

Attaches sign to square post. Uses a standard hammer for installation. Comes with flat nylon washer.

Product #4881



Square Post Sign Mounting Hardware Kit

For installing signs to square posts. Can also be used to splice two posts together. Two kits are required in most instances.

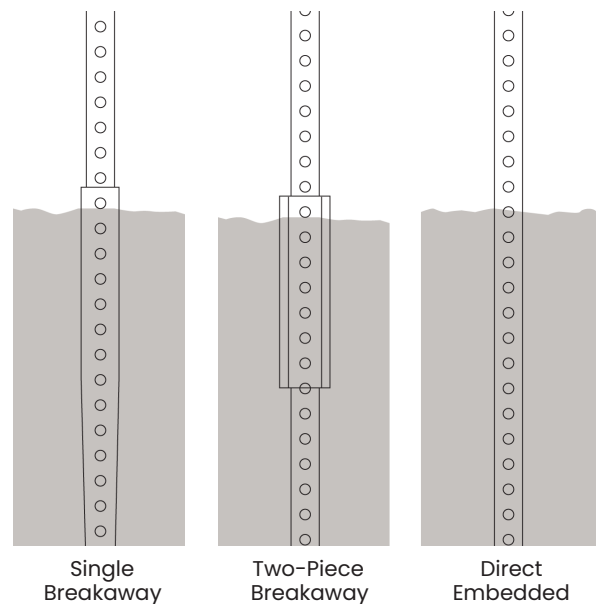
Product #4634 - 3/8 x 2 1/2"

Single Breakaway Anchor

Using either manual or power equipment, a minimum 30" section of 12 gauge telescopic tubing is driven into the soil to serve as an anchor base. 1-2" is left exposed above the surface. One man working at ground level can safely and easily insert sign-post into the anchor base and bolt it in place. Installation time is thus kept to a minimum. Signs can be bolted onto the post before installation.

Two-Piece Breakaway Anchor

A two-piece breakaway system is easily created by adding an outer sleeve to the original anchor base. This additional sleeve, approximately 18" long, provides a double wall thickness to accomplish the breakaway function.



Flexible Delineator



A high performance delineator designed to maximize safety for all road users in cities and highways. It's height is it's most important safety feature. At a size of 48" x 3.25", it provides eye-catching visibility for truck drivers at night and all road users 24 hours a day. Four reflective and flexible strips are embedded into each post and remain securely attached after multiple impacts. The reflectors' durability is equal to the post itself, which can withstand more than 200 collisions. The product's design also provides a pleasant visual environment for road users.

Asphalt and concrete mounting kits are sold separately, and other specialized installation kits may be available if required.


- Product #2926** - white with white stripes
- Product #2927** - yellow with white stripes
- Product #2928** - yellow with yellow stripes

Reboundable Delineator



Sturdy plastic post bounces back on a spring after impact. Recommended for high traffic areas. The extra height of the 66in white post accommodates the addition of a small sign, and as a result it can be used to mark accessible parking spaces. All posts come with reflective strips as shown. Installation kits for hardware and asphalt are available but sold separately.

- Product #3099** - white 48in
- Product #4000** - white 66in
- Product #3095** - yellow 48in
- Product #40028** - orange 48in



Delineator Installation Kit for Asphalt

Hardware for installation of reboundable and flexible delineator posts to asphalt.


- Product #32745** - 4 pc
- Product #2930** - 3 pc



Delineator Installation Kit for Concrete

Hardware for installation of reboundable and flexible delineator posts to concrete.


- Product #37496** - 4 pc
- Product #2931** - 3 pc



White Delineators

Commonly used as guidance markers for motor vehicles. Made from aluminum with high intensity reflective sheeting.

- Product #2909** - 4"
- Product #2912** - 5"
- Product #2919** - 6"
- Product #2914** - 10"



Yellow Delineators

Commonly used as guidance markers for motor vehicles. Made from aluminum with high intensity reflective sheeting.


- Product #2910** - 4"
- Product #2913** - 5"
- Product #2920** - 6"
- Product #2915** - 10"



Snow Plow Delineators

Commonly used as guidance markers for motor vehicles. Made from aluminum with high intensity reflective sheeting.

- Product #2916** - 4"
- Product #2917** - 5"
- Product #2921** - 6"
- Product #2918** - 10"



White Delineator Strip

High intensity sheeting on a 14" x 4" thin .020 aluminum, used to wrap around tops of guard rail posts to mark road edges.

- Product #2908**



Yellow Delineator Strip

High intensity sheeting on a 14" x 4" thin .020 aluminum, used to wrap around tops of guard rail posts to mark road edges.

- Product #2907**



Guard Rail Delineator

A white high intensity reflective 4" delineator which can be bolted to guard rail posts or jersey barriers to mark road edges.

- Product #3145**



White Flexible Guard Rail Delineator

A flexible reflective 4" delineator which can be bolted to guard rail posts or jersey barriers to mark road edges.

- Product #16846** - High Intensity
- Product #16848** - Diamond Grade



Yellow Flexible Guard Rail Delineator

A flexible reflective 4" delineator which can be bolted to guard rail posts or jersey barriers to mark road edges.

- Product #16847** - High Intensity
- Product #16849** - Diamond Grade



Oversize Load

Comes with black & yellow oversize load on one side, and red & white D on the other.

1/2" Plywood (Reflective)

- Product #4847** - 96" x 18"
- Product #4879** - 65" x 12"

Vinyl Banner (Non-Reflective)

- Product #4857** - 96" x 18"
- Product #4848** - 96" x 14"



Tiger Tail

Reflective 20x90cm delineator comes with red and white stripes.

Product #37074 - aluminum
Product #37075 - steel



Delineator Panel

Reflective 20x90cm delineator comes with black and orange stripes on .090 polyethylene.

Product #3097



Illum-o-stick Delineator

4in x 66in PVC, comes with reflective tape on both sides. Virtually indestructible.

Product #3096



Delineator Posts

This 4in x 48in 'Candlestick' delineator comes with two white reflective stripes and a 10lb rubber base.

Product #3098



Lawli STOP

The Lawli STOP is a highly reflective 3D addition designed to enhance the visibility of existing stop signs. These durable casements mount easily to various types of sign posts, utilizing 3M Diamond Grade reflective tape to make stop signs more conspicuous in all weather and lighting conditions. This cost-effective solution offers increased driver sightlines and a vertical grounding effect that aids in distance estimation.

Lawli Stop Single

- Product #42852** - 36in
- Product #42853** - 36in (with wings)
- Product #42856** - 48in
- Product #42857** - 48in (with wings)
- Product #42860** - 60in
- Product #42861** - 60in (with wings)

Lawli Stop Double

- Product #42851** - 30in
- Product #42854** - 36in
- Product #42858** - 48in
- Product #42862** - 60in

Lawli Stop Triple

- Product #42855** - 36in
- Product #42859** - 48in
- Product #42863** - 60in



Fire Hydrant Marker

3" x 54" delineator comes with reflective hydrant decal on both sides. Find hydrant day and night in deep snow.


Product #3050



Blue Fire Hydrant Ring

Indicates water flow capabilities of fire hydrants. Blue indicates 1500 GPM. Made from high density polyethylene.


Product #2922
3.25" ID, 7.75" OD



Green Fire Hydrant Ring

Indicates water flow capabilities of fire hydrants. Green indicates 1000-1499 GPM. Made from high density polyethylene.

Product #2923
3.25" ID, 7.75" OD



Out of Service Fire Hydrant Ring

Indicates water flow capabilities of fire hydrants. Yellow indicates out of service hydrants. Made from high density polyethylene.

Product #38628
3.25" ID, 7.75" OD



Red Fire Hydrant Ring

Indicates water flow capabilities of fire hydrants. Red indicates below 500 GPM. Made from high density polyethylene.

Product #2925
3.25" ID, 7.75" OD



Orange Fire Hydrant Ring

Indicates water flow capabilities of fire hydrants. Orange indicates 500-999 GPM. Made from high density polyethylene.

Product #2924
3.25" ID, 7.75" OD



Slow Moving Vehicle Symbol

To be mounted on the back of slow moving vehicles. Symbol is 30 x 35cm.

Product #20386 - aluminum
Product #4646 - rigid plastic
Product #4653 - decal



Slow Moving Vehicle Mounting Bracket

Kit includes hardware to mount sign to the back of vehicle. Made from electrogalvanized steel for enhanced outdoor durability. Allows for easy sign removal when not in use.

Product #37768



Pavement Marking Tape

Reflective tape is textured for traction and durability. Tape conforms to surface when applied and is immediately ready for traffic following application. Roll is 50yds.

Product #3302 - 4" white
Product #3303 - 4" yellow



Conspicuity Tape

2in x 50yd roll of highly retroreflective microprismatic markings designed to mark the sides and rear of vehicles for enhanced visibility and detection.

Product #2999

Flexible Traffic Calming Delineator

This flexible road panel is designed for road installation and helps increase driver awareness in areas with high pedestrian activity, such as crosswalks, school zones, and traffic-calmed streets. Its flexible design allows it to withstand impacts and return to its original position, reducing damage and maintenance.

Standing 48" tall, it features a highly visible 10" x 45" reflective panel that delivers strong visibility day and night while maintaining a compact footprint.

Installation is straightforward, with hardware kits available for mounting into either concrete or asphalt.

The delineator is offered in single or double-sided configurations and can be fully customized to suit specific traffic control or branding requirements.




Silhouette Child Safety Signs

An effective way to control speeding in neighborhoods, or other areas with a high concentration of children, these life sized and realistic images send a powerful message to motorists.

Signs are made from 6mm Alupanel. Can be either single or double sided; with the double sided version, the image is mirrored on the other side to maintain the cutout shape. Pre-drilled mounting holes included for mounting to any standard post.

More models to choose from on our website.



Speed Hump

An economical speed reduction device made from vulcanized rubber. The rubber speed humps are simple to install and do not require road closures or ideal weather conditions. Safety rider humps are designed to reduce vehicle speeds to 15-25km.

Plastic shields are inserted into pre-drilled holes and the units are bolted down to keep them from shifting. Reflective tape provides optimal visibility, even on a dark night, alerting drivers well in advance.

Male & Female end caps are 10"L x 35"W x 2"H
Middle Sections are 20"L x 35"W x 2"H, connected length 19"



Speed Cushion

Manufactured from recycled rubber, speed cushions are a series of small speed humps installed across the width of the road. Designed to be wide enough to slow cars while narrow enough for emergency vehicles to straddle, speed cushions are ideal for streets where emergency response time is a concern.

Speed cushions slow cars to between 25-35 km/h. Made of interlocking units that simply snap together, Traffic Logix speed cushions are quick and easy to install. Each panel section is 42x18x3". Typically, 3" high and 7' long, speed cushions are an innovative solution that can help slow speeders and protect your roads without slowing emergency vehicles.





carmanah

TRAFFIC BEACON & SIGN SOLUTIONS



RAPID FLASHING BEACON

Alert drivers to pedestrian crossing mid-block with pedestrian activated Rectangular Rapid Flashing Beacons (RRFBs). Overhead lighting available.

- Applications:
- Mid-block crosswalks
 - Trail crossings
 - Roundabouts



24H FLASHING BEACON

Improve stop, warning, and new sign compliance with 24-Hour Flashing Beacons. Available in amber or red, with 8" or 12" lens.

- Applications:
- Stop signs
 - Yield signs
 - Curve Ahead signs



LED ENHANCED SIGNS

Draw attention to school zones, highlight yield requirements at crosswalks, and reduce stop sign blow-throughs with LED-enhanced flashing signs.

- Applications:
- Stop signs
 - Crosswalk signs
 - School zone signs
 - and more



SCHOOL ZONE FLASHING BEACON

Calendar-activated beacons for school zones alert drivers when reduced speed limits are in effect during school hours



Safe Pace Evolution 12 FM

The SafePace Evolution 12FM variable message sign is a compact, portable solution offering adjustable driver-responsive messages. It's a great option for communities or cities with low-volume roads who want the added benefit of customized interactive messaging.

The compact yet robust SafePace Evolution 12FM offers the flexibility and messaging options you'd expect from a full-size sign. The sign can display your choice of text, graphics, or speed display on the full sign matrix. The variable message sign also offers speed activated digit color changes and choice of messaging colour. Unit will collect vehicle data including speed, vehicle count, time of day and date.

- Product #37749** - AC Power
- Product #37750** - Battery Power
- Product #37748** - Solar Power



Safe Pace Evolution 12

Compact radar speed sign with 12" digits, dual colour display, and flashing strobe alert. Unit will collect vehicle data.

- Product #37521** - AC Power
- Product #37522** - Battery Power
- Product #37520** - Solar Power



Safe Pace Evolution 15 SD

Radar speed sign with 15" digits, and tri-colour display. Speed activated message SLOW DOWN flashes to alert speeding drivers. Unit will collect vehicle data.

- Product #37756** - AC Power
- Product #37755** - Solar Power



Safe Pace Evolution 15 FM

Radar speed sign with 15" digits, and full matrix display for text and graphics. Includes speed activated colour changes or scrolling messages. Unit will collect vehicle data.

- Product #37167** - AC Power
- Product #32434** - Solar Power



Safe Pace Evolution 18 FM

Radar speed sign with 18" digits, and full matrix display for text and graphics, including speed activated colour changes and animated or scrolling messages. Unit will collect vehicle data.

- Product #37744** - AC Power
- Product #37743** - Solar Power



Armadillo Tracker

Fully integrated multi-lane bidirectional tubeless traffic data gathering device with long range wireless connectivity. 2+ week runtime on batteries. Collects time of day, date, speed, vehicle count and class.

Product #20285



Armadillo Tracker Carrying Case

Rugged carrying case for Armadillo tracker.

Product #20286



Construction Fold & Roll Sign System


The Fold & Roll System offers a convenient, all-in-one solution that combines both the sign and stand in one compact and reusable design. When fully assembled, the display reaches a height of 66 inches to the top of the sign, with the option to add an additional 15 inches using flags.

- Quick Deployment - Can be set up in less than 20 seconds
- Compact Storage - When folded, the system measures 7.5" x 8" x 36" enabling easy storage in vehicle trunks or small compartments
- Durable Construction - Features aluminum frame and dual torsion springs that provide stability and wind resistance
- Adjustable Legs - Adjustable telescoping legs with anti-skid foot pads ensure stable and secure positioning even on uneven or irregular surfaces

Available in both TC2B Men at Work and TC21 Flagman sign options. Customized Fold & Roll configurations can also be created upon request to meet specific project needs.

- Product #4522** - TC2B Men at Work
- Product #4524** - TC21 Flag Man



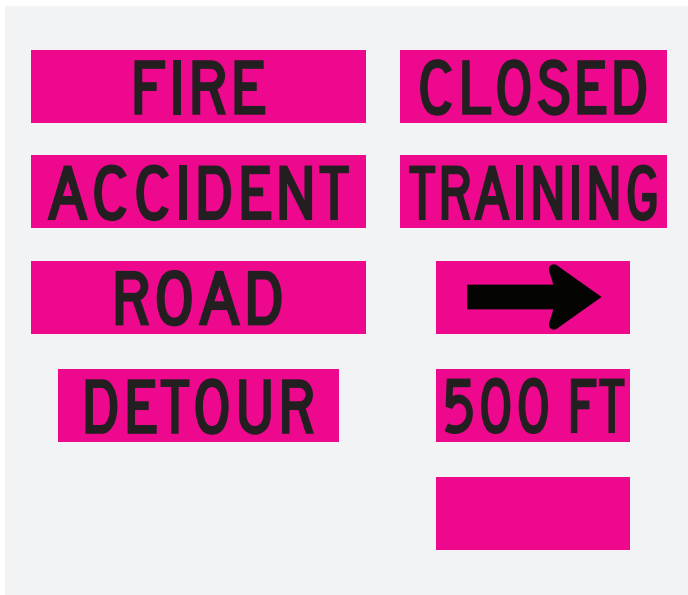


Pink Emergency Fold & Roll Sign System

Designed for rapid deployment in emergency response situations, the Pink Emergency Fold & Roll Sign System offers a compact, all-in-one solution that combines high visibility with ease of use. Ideal for fire, police, and roadside emergency teams.

- Equipped with a fluorescent pink roll-up sign that enhances visibility and meets FHWA and NFPA color standards for emergency traffic control and incident management situations.
- Can be fully deployed and ready for use in under 20 seconds, allowing responders to set up quickly in high-pressure environments
- Folds down smoothly and compactly for convenient storage and transport, fitting easily in trunks, equipment compartments, or emergency response vehicles
- Telescoping aluminum legs feature anti-skid feet, ensuring stable and secure placement on a variety of terrain, including uneven or sloped surfaces

Product #4519



Above overlay options are available, and overlays with custom text can also be made on request.



Velcro overlays can be placed over sign, or easily peeled back to reveal multiple wording options.

Uniflex Sign Stand

The perfect match for 36" and 48" roll-up signs. Uniflex stands feature a heavy duty steelcoil spring design providing superior stability in windy conditions. At the lowest height, the bottom of the sign will be 12" from the ground. The bracket is adjustable so that from the top of the sign, the sign height can be up to 84" off the ground. Sign stand features foot actuated kick releases with three locking positions for storage and stability on uneven terrain.

- MUTCD compliant
- Single heavy duty steel spring provides stability in gusty winds
- Aluminum leg length is 30" and telescopes to 51"

Product #4510




Twinflex Sign Stand

Full size sign stands feature steel and aluminum construction for long-lasting, dependable service. Dual heavy duty steel coil springs provide stability in gusty wind conditions.

- MUTCD compliant
- Features a two stage telescopic aluminum mast which allows roll-up and/or rigid signs to be displayed 12" to 84" off the ground
- Triple flagholder for 3/4" round flagstaffs. Flags add roughly 15" to height of sign
- Foot operated leg releases quickly lock legs in one of three positions to allow for storage or deployment on uneven terrain
- 10' max height from top of sign, when sign brackets are moved to top of mast

Product #4505



99"
tall



65"
tall

Stacker Portable Base

The Stacker weighs in at a sturdy 42 pounds, making it highly resistant to being knocked over by strong winds. This stable design effectively eliminates the need for additional support such as sandbags.



- Go Green: The base is constructed using recycled tires
- Complies with all relevant MUTCD specifications
- The low profile design of the rubber base is space efficient, making it ideal for areas with limited storage space or display areas
- Equipped with two built-in molded handles, the unit can be transported easily and conveniently
- DSB100 comes equipped with a latch style pocket for sign holder which fits standard roll up signs

Product #4507



Sign insert and flags are sold separately.

A stack of four stands is only 12" tall!



Roll Up Signs

Durable, portable, and easy to deploy, our rollup signs are the perfect solution for temporary traffic control and roadside safety. Designed for maximum visibility and efficiency, these signs are ideal for work zones, detours, and emergency response.

- Fast and easy attachment to Stacker, Uniflex and Twinflex bases with no tools required
- Bright, retroreflective materials ensure visibility in all weather and lighting conditions
- Rolls up for convenient storage and transport without sacrificing durability
- All roll-up sign come with fiberglass ribset



Optional folding flag system sold separately

MTO Code	Description	Size	Product Code
TC2B	Men at Work	90x90cm	4501
TC21	Flag Man	90x90cm	4502
TC3R	Right Lane Closed Ahead	90x90cm	4515
TC3L	Left Lane Closed Ahead	90x90cm	4514
TC4	Lane Closure Arrow	90x90cm	4509
RB91	Yield to Oncoming Traffic	90x120cm	4503
RB31	No Passing	90x90cm	4529
RB92	Road Closed	90x120cm	4504
TC1	Construction Ahead	90x90cm	4512
WB1A	Yield Ahead	90x90cm	4525
TC7	Detour Arrow	120x120cm	4535



TC2B

Men at Work

Product #4501



TC21

Flag Man

Product #4502



TC3L

Left Lane Closed

Product #4514



TC3R

Right Lane Closed

Product #4515



TC4

Lane Closure Arrow

Product #4509



TC1

Construction Ahead

Product #4512



TC7

Detour Arrow

Product #4535



WB1A

Yield Ahead

Product #4525



RB31

No Passing

Product #4529



RB91

Yield to Oncoming

Product #4503



RB92

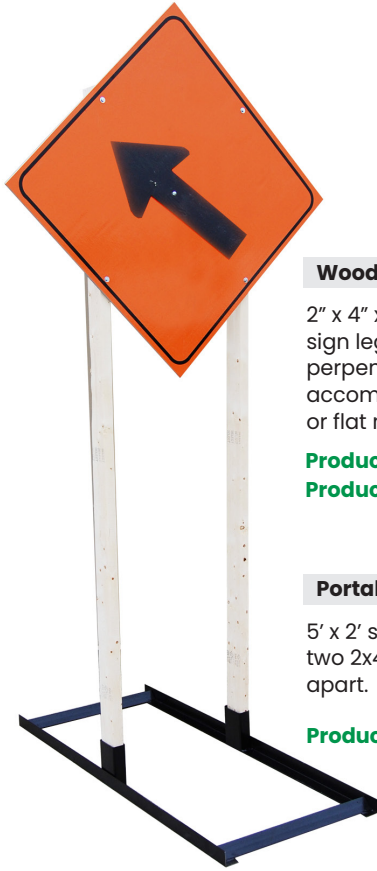
Road Closed

Product #4504



Custom Roll-Up

Customized text available on request



Temporary Wood Sign Legs & Bases

Wooden Uprights

2" x 4" x 8' pre-mounted sign legs can be mounted perpendicular to sign which accommodates our steel base, or flat mounted for wood bases.

- Product #3139** - standard mount
- Product #3138** - flat mount

Wooden Upright

2" x 4" x 4' pre-mounted sign leg for signs smaller than 24" wide.

Product #3140

Portable Steel Sign Stand

5' x 2' steel base accommodates two 2x4 wood legs mounted 24" apart.

Product #3136

Portable Steel Sign Stand

16" x 16" steel base accommodates one flat mounted 2x4 wood leg.

Product #3051



Construction signs are sold separately and not included with legs or bases.



A-Frame Signs

Rigid steel frame design for durable stands that can stand up to the wind. Holds poly, steel, or aluminum sign inserts, and comes with two S-Hook mounting hardware.

Product Code	Size
Steel Aframes	
3062	Holds 60x60cm insert
3063	Holds 90x90cm insert
3064	Holds 90x120cm insert
Poly A-Frame Sign Inserts	
4412	TC2A 90x90cm
4500	TC21 90x90cm
4433	RB91 90x120cm
4434	RB92 90x120cm



TC21 Insert



RB91 Insert



RB92 Insert



Rubber Base for Rigid Signs


Easy to use stand sporting a 37lb recycled rubber base with a plastic frame and hardware. Base measures 26.5 x 17.5 x 4.5"

- This versatile design will hold a variety of rigid sign shapes: diamond, octagon, square and rectangular - anything that can be mounted to a standard pre-drilled 1 3/4" square steel post (sold separately)
- Can also accommodate standard barricade boards, for custom work zone protection areas
- Mast connects to base with a locking pin, making setup and take down quick and easy
- Bases interlock when stacked for easy storage and trouble free transport
- Integrated carry handles are built into the design of the base

Product #4537

Easily stackable for storage and transportation.





Folding Flag System

Allows permanent attachment of two 18" vinyl flags to roll up signs. Flags roll up with the sign for storage and are always available for fast deployment. Sliding clips quickly lock flags in their open position.

Product #4506



Traffic Safety Flags

18" x 18" bright orange visibility flag with 24" wooden dowel. Fits A-Frame and roll up stands, or can be used by hand.

Product #3141



Roll-Up Bracket

This bracket allows roll up signs to be mounted to stands. Horizontal fiberglass ribs slide down to lock the sign into the bracket securely. Pulling on the spring loaded catch will release the sign.


Product #4516



Rigid Bracket

An optional bracket to be used in place of the Roll-Up Bracket when mounting rigid signs to a roll up base. Comes as a set of two pieces.

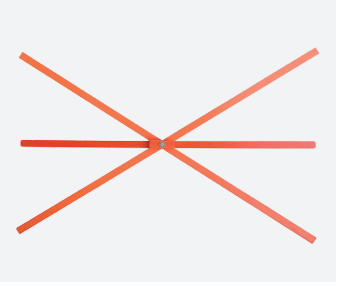
Product #4517



Rib Set for 90x90

Replacement rib set for backing support of roll up signs sized 90x90cm (36x36").

Product #4508



Rib Set for 90x120

Replacement rib set for backing support of roll up signs sized 90x120cm (36x48").

Product #4518



Hitch Mounted Roll-Up Sign Holder

Transform any standard 2" square vehicle hitch receiver into a roll-up sign holder. Includes a sturdy aluminum mast with a roll-up bracket and jaw clamp for quick and secure attachment. Built from lightweight, corrosion-resistant materials, it's compact enough for easy transport and storage. Ideal for temporary traffic control during utility work, roadside maintenance, or mobile operations. Whether stationary or slowly moving, this sign holder ensures professional, high-visibility communication in the field.

Product #42009



Roll Up Holder for Stacker Base

Replacement part for portable stacker base sign stand.

Product #4536



Storage Bags

For storing and carrying roll-up signs and stands.

Product #4511 - holds two signs and stands
Product #4530 - holds one fold & roll system



Crossing Guard Paddle

12" x 12" x 27" handheld high intensity stop paddle with foam comfort grip.

Product #132



LED Crossing Guard Paddle

12" x 12" LED lit handheld stop paddle with foam comfort grip. 12 hours continuous flashing on a charge, with 'tilt' shut off for power conservation.

Product #134



Stop/Slow Paddle

45x45cm sign with high intensity prismatic, fluorescent yellow green sheeting and 5' plastic handle. Meets MTO spec.


Product #131



LED Stop/Slow Paddle

18" x 18" LED lit handheld stop/slow paddle with foam comfort grip. Adjustable handle available, sold separately.

Product #136



Adjustable Pole for LED Paddle

Longer handle, fits either #136 stop/slow or #134 stop/stop LED paddles.

Product #137



Stop/Slow Paddle Cover

Protective cover for stop/slow paddles.

Product #133



Charger for LED Paddles

New style with USB-C port, may not work with some older models.

Product #30001



Stop/Stop Paddle Cover

Protective cover for stop/stop paddles with double zip opening and internal velcro pocket.

Product #42778



Replacement Battery for LED Paddles

New style with USB-C port.

Product #135

Emergency Signage Trailer

This trailer is fully galvanized, equipped with trailer lights, four adjustable stabilizer legs, and an extra hitch to support towing two trailers in tandem. The trailer has conspicuity tape on the sides and flag holders on top. When deployed, the trailer extends to 8' tall (with flags) x 10' wide. It folds up to 9' long x 6' 3" wide x 4' 6" tall for travel and storage. Towing options include 2" ball or pintle hitch.

The trailer pictured below is the base model, and comes equipped with two red flashing lights, two flags, mesh basket for sandbags, two 30x90cm Tiger Tail signs, one 60x60cm RB19 Do Not Enter sign, and one 90x120cm Emergency Road Closed sign permanently mounted to the trailer. All signs made with High Intensity sheeting. Comes with four rivet anchors for optional additional signage.

All signage shown is customizable, any variation of text or symbols can be added to suit your purposes.




Base trailer model shown deployed with cones.



Two trailers can be towed in tandem due to extra hitch.



Temporary second sign can be bolted on top of permanent sign.



Ball hitch mounting option



Pintle hitch mounting option



24hr Red Solar Flashing Light

Single sided beacon with 7" lens, operates 24 hours a day. No batteries to change, comes with internal on off switch

Product #9410



24hr Amber Solar Flashing Light

Single sided beacon with 7" lens, operates 24 hours a day. No batteries to change, comes with internal on off switch

Product #9409



Red Solar Flashing Light

Solar powered LED barricade light. Automatically turns on or off, depending on lighting conditions. Pre-installed self-charging battery can operate up to five nights on a single charge.

Product #9405



Amber Solar Flashing Light

Solar powered LED barricade light. Automatically turns on or off, depending on lighting conditions. Pre-installed self-charging battery can operate up to five nights on a single charge.

Product #9403



Red 6-Volt Flashing Light

Flashing LED work zone barricade light, connects to our #3134 and #3904 delineators.

Product #9404



Amber 6-Volt Flashing Light

Flashing LED work zone barricade light, connects to our #3134 and #3904 delineators.

Product #9401



24hr Red Flashing 6-volt Light

Flash mode lasts about 30 days using two 6-volt batteries. External On/Off switch. Non photocell, can run during the day.

Product #40612



Barricade Light Mounting Bracket

Bracket allows for proper alignment of light and eliminates rotation, can be mounted to wood, square and u-channel posts.

Product #41113



6-volt Replacement Battery

For our battery powered flashing barricade lights.

Product #9400



Switch Pin for Barricade Lights

Switch pin is used to activate barricade lights.

Product #30205



TC54 Traffic Barrel

Comes with four orange high intensity reflective stripes and a 26" rubber base.

- Product #3904** - barrel & base
- Product #7125** - barrel only
- Product #6546** - base only



TC52 Delineator

Comes with five orange high intensity reflective stripes and a 20lb rubber base.

- Product #20317** - delineator & base
- Product #3134** - delineator only
- Product #20316** - base only



Traffic Cones

Sturdy, versatile cones in two standard sizes, short and tall. Comes with 4" reflective collar.

- Product #3001** - 18" (3lb)
- Product #3002** - 28" (7lb)



Collapsible Cones & Tote

Comes with five 28" collapsible cones and a carrying case for easy storage and deployment.


- Product #3016**



Retractable Cone Barrier

Multi-purpose red and white retractable barrier, for mounting on top of cone.

- Product #9411**



Retractable Cone Bar

Versatile and easy to assemble. Requires limited storage space and works with both a cone or a delineator post. Bar is 59" long and can extend to 91".

- Product #3012**



Barricade Bar and Legs

Wood 8' x 6" x 2" horizontal cross bar complete with orange high intensity grade reflective stripes. Fits in steel frame legs.

- Product #3118** - barricade bar
- Product #3130** - barricade leg (sold individually)



Caution A-Frame

Metal A-Frame painted orange with Caution on two sides. Flashing light can be mounted to the frame. Also available with text reading Sidewalk Closed, or custom text.

- Product #3065**



Orange Sand Bag with Tie

17x27" bags are manufactured with UV treated fibre dyed highway safety orange.

- Product #3082**



OTM Book 7 Field Edition

Most current available version. Includes up to date errata.

Product #52



OTM Book 7 Office Edition

Most current available version. Includes up to date errata.

Product #42626



Slope Meter No. 2

Used to determine "percent of grade" and is calibrated to read from 0-12%. Mounted in motor graders, asphalt pavers, wheel ditches and other equipment where exacting specifications are required.

Product #32439



Safe Curve Speed Indicator

Used to determine the safe driving speed for any curve and is red beyond +/- 10 degrees to denote dangerous speeds. Can be mounted to a car or truck.

Product #4651



Rubber Parking Curb

An economical and long lasting parking solution. Durable and flexible rubber curbs with reflective tape are easily seen and easy to install. Functional in all seasons. Installed with #9408 installation spike.

Product #9407 - 6' L x 6" W x 4.5" H



Rubber Speed Bump

Easy to install bump made of durable rubber is highly visible and effective. A 1" groove on the bottom leaves space for cables or utility lines.


Product #9406 - 6' L x 12" W x 2.5" H



Installation Spike

Used for installation of rubber parking curb or speed bumps. Four recommended per unit.

Product #9408



Step Stake

10" x 30" Step stake for corrugated plastic signs.

Product #3526



Construction Site Signs

24x32" corrugated plastic sign, can be customized with any colours, symbols or text.



Danger Due To

Suitable for multiple uses and easily customizable.

- Product #541** - 16x12" coroplast
- Product #537** - 32x24" coroplast
- Product #542** - 24x16" styrene



Danger Due to Overhead Wires

For use around powerlines to warn of possible danger from overhead.

Product #538 - 24x24"



Danger Due to Overhead Work

Advising to proceed with caution due to potential for injury to workers.

Product #539 - 32x24"



Danger Look Up Look Out

For use around powerlines to warn of possible danger from overhead.

Product #535 - 16x30"



No Trespassing

Used to warn unauthorized personnel

Product #543 - 32x24"



Construction Personnel Only

For areas where only specific persons are permitted to enter a site.

Product #534 - 32x24"



Pedestrians Use Other Sidewalk

Used to direct pedestrians around construction sites.

Product #540 - 24x24"



Danger Due to Propane

For areas where propane use may pose a danger to workers.

Product #532 - 24x24"



No Smoking

To designate no smoking areas on job sites and construction areas.

Product #529 - 12x12"